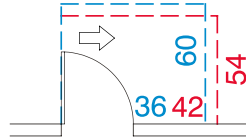
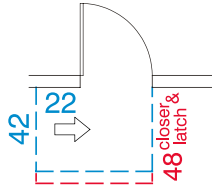
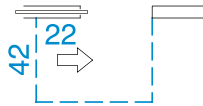
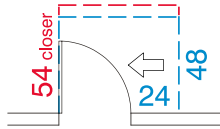
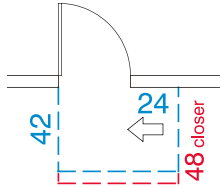
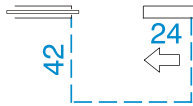
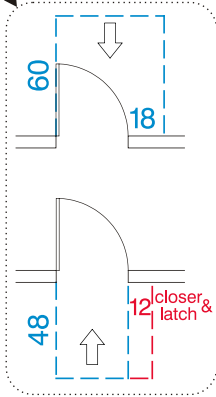
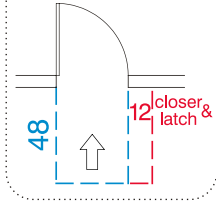
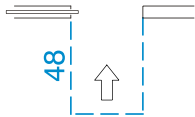




© 2009
 Universal Designers & Consultants, Inc.
www.UniversalDesign.com

Obstructions may project into the latch side maneuvering clearance up to 8 inches from the face of the door. (§ 404.2.4.3)



Door Maneuvering Clearances

All dimensions are minimums expressed in inches.

1/8" = 1'

source: 2004 ADAAG § 404.2.4

